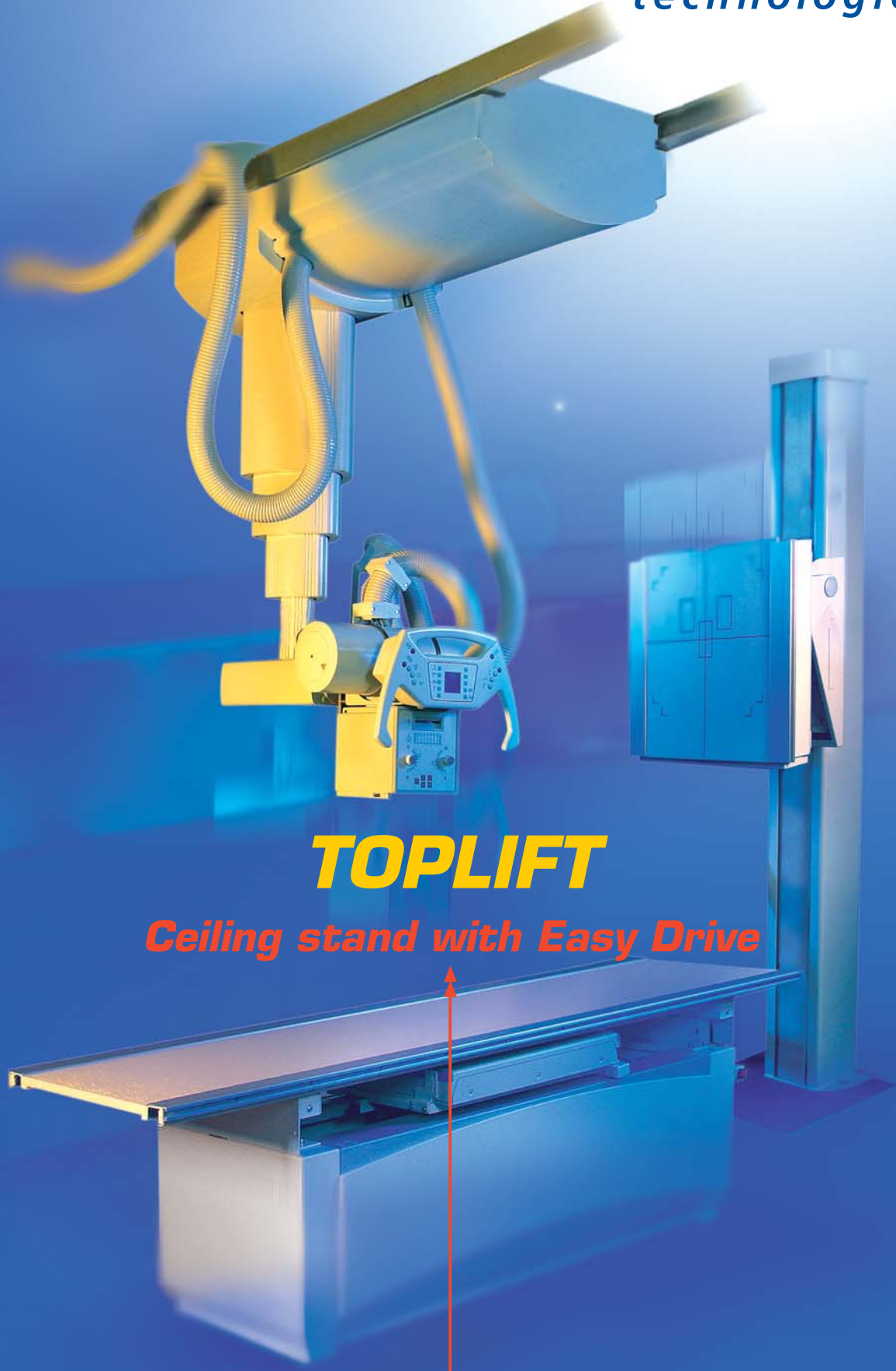


PAUSCH
technologies



TOPLIFT

Ceiling stand with Easy Drive

TOPLIFT

TOPLIFT

Innovative and cost effective

All-purpose and highly flexible

This is what makes the **TOPLIFT** from PAUSCH stand out from other products. The unique spring-balance system with EasyDrive ensures particularly smooth and effortless positioning of x-ray tubes and collimators. EasyDrive extends service life significantly and reduces maintenance intervals and down time considerably, as well as reducing operating costs. Flexible rail solutions enable flexibility in room planning in all combination of wall stands and Bucky tables in a wide variety of room conditions.

TOPLIFT at a glance

- EasyDrive for ergonomic convenience and low operator fatigue
- Reduced operating costs
- Maximum positioning precision
- Flexible room planning
- Automatic format size sensing (optional)

Telescopic stand

Aluminium extruded cross-sections for maximum positioning stability and precision.

Controls handle assembly

Specially designed for ergonomic operation.

Display

The self-adjusting digital display rotates to the exposure positions.



**Ceiling stand
with EasyDrive**

TOPLIFT plus


Autotracking delivers maximum ease of operation

With **auto-tracking, TOPLIFT Plus** offers great ease of operation and rapid positioning with self alignment of X-Ray Tube.

Manual tracking of X-Ray Tube or Bucky tray is redundant.

Tube tracking in combination with BS 2000 VVK

Tubes follow wall Bucky and centre automatically.





Bucky tracking in combination with ELEVATOR 2

Table Bucky follows tubes and centre automatically.

SID tracking in combination with ELEVATOR 2

Tubes follow ELEVATOR table up/down at defined distance (can be set during installation).



TOPLIFT A/T

Optimum workflow thanks to auto-positioning

The motorization of the ...

- longitudinal axis (X)
- transverse axis (Y)
- vertical axis (Z)
- tube angulation (A)
- tube rotation (B)

... enables exact preliminary positioning via an external control unit (SCU).

At least 30 programmable auto positions guarantee an optimum workflow at a high patient volume:

- **TOPLIFT A** with auto-positioning
- **TOPLIFT T** for tomography
- **TOPLIFT A/T** for both application areas


TOPLIFT T at a glance

- Integrated, microprocessor-controlled layer mechanism for linear tomography
- Layer angle 40°, 30°, 20° and 8°, each with two exposure times
- SID (source image distance) adjustable between 100 cm and 115 cm
- Layer height can be varied from 0 - 24 cm in steps of 1 mm
- Easy user guidance via display in the control panel

TOPLIFT A at a glance

- **EasyDrive** for smooth manual operation
- At least 30 preferred positions programmable
- Run command via CAN-Bus
- Memory function
- RS 232 serial service interface
- Autotracking (optional)
- Automatic formatting (optional)
- Maximum positioning precision

Autopositioning TOPLIFT A over BS 2000 VK (90°)



TOPLIFT system components


In tune

Bucky wall stand BS 2000 V/VK

- For exposures of the thorax, spinal column, pelvis, skull, abdomen and extremities
- Counterpoised Bucky carrier
- Bucky can travel across the floor from 380 mm to 1900 mm
- Tilting movement (only VK) is counterpoised and ranges from -20° to + 90°
- Add-on set for digital detectors

Accessories

- Patient stretch handles
- I.V. holder
- Compression Device
- Fixtures for pelvis and hip supports
- Cassette holder
- Kit for free-standing installation
- Patient hand grips
- Spacer
- Bucky
- Grid
- Automatic format size sensing



The front plate can be tilted by up to 20° for special exposures.



Secure hold due to patient handles. Optimum thorax exposures with patient stretch handle.

Bucky table ELEVATOR 2

- Motor-driven vertical adjustment from 540 - 850 mm with electronically-controlled gentle start-up
- Floating table top, 2200 mm (option 2000 mm)
- Displacement area 600 mm to the left, 500 mm to the right, +/- 120 mm diagonally
- Add-on set for digital detectors

Accessories

- Patient hand grip
- Patient mat
- Belt compression Device
- Skull and hip supports
- Lateral cassette holder
- Patella projection positioning device (Sunrise view)
- Automatic format size sensing
- Bucky
- Grid



ELEVATOR 2

With floating and vertically-adjustable tabletop for quick and easy positioning.

TOPLIFT technical data

TOPLIFT	
Telescope	4 elements
Min. Focus to ceiling distance	930 mm
Vertical positioning range	1520 mm
Horizontal longitudinal positioning range	3880 - 5780 mm
Horizontal transverse positioning range	max. 2900 mm
Turning range, horizontal	-120 ° +120 °
Catch positions	- 90 ° 0 ° + 90 °
Swivelling range, vertical	-180 ° +160 °
Catch positions	- 90 ° 0 ° + 90 °
Digital operator display	SID, inclination angle of the reflector lamp
CAN-Bus	500 KB
RS 232	19200 Bytes

